



METALCLAD PLUS™

RANGE INTRODUCTION

All MK products are made to stand up to the wear and tear of everyday use, but in some areas you need them to be even tougher. That's why the Metalclad Plus™ range of surface mounted accessories is ideal for factories, workshops, garages and sheds.

Made from heavy gauge steel they're tough and impact resistant and they look good too. There is a wide selection of surface mounted products in the range including switchsockets with outboard rockers and light switches with wide rockers, both very useful when wearing gloves. An RCD protected socket is also available which is essential when operating power tools.

Echo™ is an innovative range of entirely wireless, batteryless and self powered switches and in finishes to complement the Metalclad Plus™ range. Please see page 21 for details.

HOW TO SPECIFY

A metal, surface and flush mounting range of wiring devices. Frontplates to have a maximum 9mm profile and subtle 7mm radius rounded corners. Cable connections must be upward facing with easy to identify white markings on a dark background, grouped in a straight line with captive terminal screws for ease of installation. All sockets to have a 3 pin operated shutter safety mechanism and double pole switching, with the contacts designed such that the neutral makes before and breaks after the live pole for improved safety. Switches to have a minimum 3mm contact gap with a positive 'click' to denote successful operation.

FEATURES & BENEFITS

TOUGH AND IMPACT RESISTANT

Metalclad Plus™ is ideal for factories, workshops, garages and sheds. White Metalclad Plus™ is ideal for Schools and Sports Halls.

COMPREHENSIVE RANGE

Suits all your needs where hard wearing performance is required.

FRONTPLATES HAVE SMOOTHLY CHAMFERED EDGES

Fits flush with the backbox providing a neat finish.

TOTAL SAFETY

3-pin operated "child resistant shutter system", which is designed to inhibit access to the electricity supply, unless all 3 pins of a standard British 13 Amp plug are in position.

All products are Surface mounted (supplied with box) with exception of White and D5 variants. Boxes can be obtained separately if needed.

See page 211.



Technical Hotline
+44 (0)1268 563720

Metalclad Plus™

WIRING DEVICES
SURFACE

METALLIC POWDER PAINT
Finish is corrosion and scratch resistant

HIGHLY IMPACT RESISTANT


SPECIFICALLY DESIGNED BACK BOXES
Ensure neat and exact fit

DOUBLE POLE SWITCHING

3-PIN "CHILD RESISTANT SHUTTER SYSTEM"
Designed to inhibit access to the electricity supply, unless all 3 pins of a standard British 13A plug are in position

STYLISH CURVED DESIGN

BOXES AVAILABLE WITH OR WITHOUT KNOCKOUTS



Terminal screws are backed out and captive terminals are upwards facing to make installation easier.

Funnel entrance to terminals enables positive cable connection.

Outboard rocker sockets are ideal for gloved hands.

Clear terminal markings for easy identification.



Switchsocket Outlets


DP
13 AMP

2 GANG DP
WITH 2 X USB
CHARGING PORTS
DUAL EARTH
13 AMP

WITH OUTBOARD
ROCKERS
13 AMP

WITH NEONS
13 AMP

1 GANG DP



K2977ALM 5
1 GANG DP WITH
DUAL EARTH
TERMINALS

K2977D5ALM 1
1 GANG DP WITH DUAL
EARTH TERMINALS
WITHOUT BOX

K2977D6ALM 1
1 GANG DP WITH RED
ROCKER AND DUAL
EARTH TERMINALS

K2946ALM 5
2 GANG DP

K2946D5ALM 1
2 GANG DP
WITHOUT BOX

K2946D6ALM 1
2 GANG DP WITH
RED ROCKERS

K3077WHI 10
1 GANG DP
WITHOUT BOX

K3046WHI 5
2 GANG DP
WITHOUT BOX

K2943D5ALM 1
2 GANG DP WITH DUAL
EARTH TERMINALS
WITH INTEGRAL USB
CHARGING WITHOUT
BOX

K2943D5WHI 1
2 GANG DP WITH DUAL
EARTH TERMINALS
WITH INTEGRAL USB
CHARGING WITHOUT
BOX

Features 2 USB charging
sockets, each capable of
supporting 2A charge
(total of 2A)
BS5733: 2010
MOUNTING BOX
K897ALM
K897WHI

K2945ALM 5
2 GANG DP
WITH OUTBOARD
ROCKERS AND DUAL
EARTH TERMINALS

K2945D5ALM 5
2 GANG DP
WITH OUTBOARD
ROCKERS AND DUAL
EARTH TERMINALS
WITHOUT BOX

K2945D6ALM 1
2 GANG DP
WITH RED OUTBOARD
ROCKERS AND DUAL
EARTH TERMINALS

K3045WHI 5
2 GANG DP
WITHOUT BOX
WITH OUTBOARD
ROCKERS AND DUAL
EARTH TERMINALS

K2477ALM 5
1 GANG DP
WITH NEON AND DUAL
EARTH TERMINALS

K2477D6ALM 1
1 GANG DP
WITH NEON,
RED ROCKER AND DUAL
EARTH TERMINALS

K2446ALM 5
2 GANG DP
WITH NEONS

K2446D6ALM 1
2 GANG DP
WITH NEONS
AND RED ROCKERS

K2435ALM 1
13A DP KEY
OPERATED SOCKET

Earth terminal fitted in boxes.

DIMENSIONS
86 x 146 x 51mm

KNOCKOUTS
8 x 20mm – Three in top two
in bottom sides and one in
each end. One in base.

MOUNTING BOX
K830ALM* K897ALM
(*without side knockouts)
All boxes have a base
knockout.

BOXES
BS 5733:2010
SOCKET
BS 1363-2:1995

Earth terminal fitted in boxes.

DIMENSIONS

1 gang 86 x 86 x 51mm

2 gang 86 x 146 x 51mm

KNOCKOUTS

1 gang 6 x 20mm – Two in one side and one in
each of the other three sides. One in base.
2 gang 8 x 20mm – Three in top two in bottom
sides and one in each end. One in base.

SPARE BOXES

1 gang K829ALM* K899ALM

2 gang K830ALM* K897ALM

(*without side knockouts)

All boxes have a base knockout.

BOXES

BS 5733:2010

SOCKET

BS 1363-2:1995

HIGH INTEGRITY EARTHING

One gang switchsockets, two gang outboard
switchsockets, two gang integrated USB
switchsockets and two gang unswitched sockets
are fitted with two earth terminals to provide a
double earth facility for use when installations
require a high integrity protective connection as
specified within BS 7671:2008

DOUBLE POLE SWITCHING

All switchsockets have double pole switching
(neutral makes first, breaks last).

All units are supplied with backboxes (except WHI, D5 products and Blankplates)



Technical Hotline
+44 (0)1268 563720

Metalclad Plus™

WIRING DEVICES
SURFACE

Socket Outlets

RCD PROTECTED
13 AMP

ROUND PIN

NON STANDARD
13 AMP

13 AMP

ROUND PIN



K6102ALM



K6302ALM



K6231ALM



K2871ALM



K2873ALM



K1247ALM



K1247D6ALM



K1248ALM



K1248D6ALM



K848ALM



K850ALM



K841ALM



K842ALM



K843ALM

K6102ALM

1 GANG DP
10mA ACTIVE CIRCUIT

K6302ALM

1 GANG DP
30mA ACTIVE CIRCUIT

K6305ALM

1 GANG DP
30mA PASSIVE CIRCUIT

K6231ALM

2 GANG SP
30mA ACTIVE CIRCUIT

K6233ALM

2 GANG SP
30mA PASSIVE CIRCUIT

It is important to ensure that the correct control circuit, active or passive, is selected for each application. See page 288 for definition.

Only suitable for supply voltage of 240V a.c.

DIMENSIONS
86 x 147 x 54mm

KNOCKOUTS
8 x 20mm – Three in top side, two in bottom side, one in base and one in each end.

SPARE BOX
K897ALM
BS 7288:1990

1 K2871ALM

1 GANG
5A DP
SHUTTERD

1 K2873ALM

1 GANG
15A DP
SHUTTERD

Earth terminal fitted in boxes.

DIMENSIONS
86 x 86 x 51mm

KNOCKOUTS
6 x 20mm – Two in one side and one in each of other three sides.
One in base.

Spare Boxes with and without knockouts are available.
All boxes have a base knockout.
BS 546:1950

1 K1247ALM

1 GANG DP WITH
CLEAN EARTH FACILITY

5 K1247D6ALM

1 GANG DP
WITH RED ROCKER AND
CLEAN EARTH FACILITY

K1248ALM

2 GANG DP WITH
CLEAN EARTH FACILITY

1 K1248D6ALM

2 GANG DP
WITH RED ROCKERS AND
CLEAN EARTH FACILITY

These products are provided with facilities for 'clean earth' connection and are suitable for non standard plugs with 'T' shaped earth pin. Earth terminal fitted in boxes.

NOTE

A suitable plug for these non standard sockets is 647WHI, see page 240.

DIMENSIONS
1 gang 86 x 86 x 51mm
2 gang 86 x 146 x 51mm

KNOCKOUTS
1 gang 6 x 20mm – Two in one side and one in each of other three sides.
One in base.
2 gang 8 x 20mm – Three in top, two in bottom sides and one in each end.
One in base.

Spare Boxes with and without knockouts are available.
All boxes have a base knockout
BS 1363-2:1995 where relevant

5 K848ALM

1 GANG

1 K850ALM

2 GANG
WITH DUAL EARTH
TERMINALS

K850ALM has two earth terminals providing a double earth facility when installations require a high integrity protective connection as specified within BS 7671:2008..

DIMENSIONS
1 gang 86 x 86 x 47mm
2 gang 86 x 146 x 47mm

KNOCKOUTS
1 gang 6 x 20mm – Two in one side and one in each of other three sides.
One in base.
2 gang 8 x 20mm – Three in top, two in bottom sides and one in each end.
One in base.

Spare Boxes with and without knockouts are available.
All boxes have a base knockout.
BS 1363-2:1995

5 K841ALM

1 GANG

5 K842ALM

2A
SHUTTERD

5 K842ALM

1 GANG
5A
SHUTTERD

5 K843ALM

1 GANG
15A
SHUTTERD

Earth terminal fitted in box.

DIMENSIONS
86 x 86 x 47mm

KNOCKOUTS
6 x 20mm – Two in one side and one in each of other three sides.

One in base.
Spare Boxes with and without knockouts are available.
All boxes have a base knockout.
BS 546:1950

Metalclad Plus™

mkelectric.co.uk



Features and Benefits



When servicing or repairing appliances fuse carriers on connection units can be padlocked for additional safety



A secret key-operated switch helps prevent unauthorised usage



An optional tamperproof screw on the fuse carrier is particularly useful for appliances in public areas



In-line terminals means that cables can be cut to the same length. White printing gives instant terminal identification



A simple but effective cord grip securely holds the cable in connection units



Backboxes come with or without side knockouts. All boxes have a central knockout in the base for added on-site flexibility

Socket Outlets

127V
(NON UK)
15 AMP



Connection Units

SWITCHED
FUSED
13 AMP



K2271ALM
1 GANG
SHUTTERD
(NON UK)

5

K2272ALM
2 GANG
SHUTTERD
(NON UK)

5

Earth terminal fitted in box.

DIMENSIONS

1 gang 86 x 86 x 47mm

2 gang 86 x 146 x 47mm

KNOCKOUTS

1 gang 6 x 20mm.

Two in one side and one in each of other three sides. One in base

2 gang 8 x 20mm.

Three in top, two in bottom sides and one in each end. One in base

Spare Boxes with and without knockouts are available.

All boxes have a base knockout.
SASO 2204:2003

K963KOALM
DP WITH SECRET KEY OPERATED SWITCH, NEON AND TAMPERPROOF FUSE CARRIER SCREW*

1

K942ALM
DP SWITCHED

5

K942D5ALM
DP SWITCHED WITHOUT BOX

1

K962ALM
DP SWITCHED WITH NEON

5

K962D6ALM
DP SWITCHED WITH NEON AND RED ROCKER

1

Earth terminal fitted in base of the box.

DIMENSIONS

86 x 86 x 47mm

KNOCKOUTS

6 x 20mm.

Two in one side and one in each of other three sides, one in base.

Spare Boxes with and without knockouts are available.

All boxes have a base knockout.
BS 1363-4:1995

* Secret Key - 3405ZIC found on page 223.

K3042WHI
DP SWITCHED WITHOUT BOX

10

K3062WHI
DP SWITCHED WITH NEON WITHOUT BOX

10

All units are supplied with backboxes (except WHI, D5 products and Blankplates)



Technical Hotline
+44 (0)1268 563720

Metalclad Plus™

WIRING DEVICES
SURFACE

Switches

UNSWITCHED
FUSED
13 AMP

10 AMP



K932ALM



K972ALM



K972D6ALM



K3072WHI



K954ALM



K983ALM



K989ALM



K986ALM



K3054WHI



K3086WHI



K3591ALM



K3592ALM



K3593ALM



K5252ALM



K3091WHI



K3092WHI

K932ALM
DP SWITCHED
WITH FLEX OUTLET
K972ALM
DP SWITCHED
WITH FLEX OUTLET
AND NEON
K972D6ALM
DP SWITCHED
WITH FLEX OUTLET,
NEON AND RED ROCKER
K3072WHI
DP SWITCHED
WITH FLEX OUTLET
AND NEON
WITHOUT BOX

5 **K954ALM**
UNSWITCHED
5 **K983ALM**
UNSWITCHED WITH NEON
5 **K989ALM**
UNSWITCHED
WITH FLEX OUTLET
1 **K986ALM**
UNSWITCHED
WITH FLEX OUTLET AND NEON
10 **DIMENSIONS**
86 x 86 x 47mm
KNOCKOUTS
6 x 20mm.
Two in one side and one in each
of other three sides, one in base.
Spare Boxes with and without
knockouts are available.
All boxes have a base knockout.
BS 1363-4:1995

5 **K3054WHI**
UNSWITCHED
WITHOUT BOX
5 **K3086WHI**
UNSWITCHED WITH
FLEX OUTLET AND NEON
WITHOUT BOX
5 **MOUNTING BOX**
1 gang K829ALM* K899ALM
(*without side knockouts)
All boxes have a base knockout

10 **K3591ALM**
1 GANG SP
TWO WAY
10 **K3592ALM**
2 GANG SP
TWO WAY
K3593ALM
3 GANG SP
TWO WAY
K5252ALM
20AX DP KEY
OPERATED SWITCH

DIMENSIONS
Key Operated: 86 x 86 x 51mm
Switch: 86 x 86 x 47mm
SPARE BOXES
1 gang K829ALM* K899ALM
(*without side knockouts)
All boxes have a base knockout.
BS 5733:2010
SOCKET
BS 1363-2:1995
SWITCH
BS EN 60669-1:1999
These switches do NOT have to be
derated when used with fluorescent or
inductive loads.
An earth terminal is fitted in each box.
KNOCKOUTS
6 x 20mm
Two in one side and one in each
of other three sides, one in base.
BS EN 60669-1:1999

5 **K3091WHI**
1 GANG SP
TWO WAY
WITHOUT BOX
5 **K3092WHI**
2 GANG SP
TWO WAY
WITHOUT BOX
5 **MOUNTING BOX**
1 gang K829ALM* K899ALM
(*without side knockouts)
All boxes have a base knockout

Metalclad Plus™

mkelectric.co.uk



Switches

WIDE ROCKERS
10 AMP



K3781ALM



K3782ALM

DP Switches

20 AMP



K5212ALM



K5232ALM



K3012WHI

32 AMP AND
50 AMP



K5240ALM



K5230ALM



K5230ALM

Triple Pole

32 AMP AND
10 AMP



K5116ALM



K2857ALM



K4858

Euro Data Frontplates



K181ALM



K182ALM



K184ALM

K3781ALM

1 GANG SP
TWO WAY
WITH WIDE ROCKER

K3782ALM

2 GANG SP
TWO WAY
WITH WIDE ROCKERS

These switches do NOT have to be derated when used with fluorescent or inductive loads.

An earth terminal is fitted in each box.

DIMENSIONS

86 x 86 x 47mm

KNOCKOUTS

6 x 20mm.

Two in one side and one in each of other three sides, one in base.

Spare Boxes with and without knockouts are available.

All boxes have a base knockout.

BS EN 60669-1:1999

5

K5212ALM

DP SWITCH

K5232ALM

DP SWITCH

WITH NEON

K5242ALM

DP SWITCH
WITH FLEX OUTLET
AND NEON

K3012WHI

DP SWITCH
WITHOUT BOX

Earth terminal fitted in base of box.

DIMENSIONS

86 x 86 x 47mm

KNOCKOUTS

6 x 20mm.

Two in one side and one in each of other three sides, one in base.

Spare Boxes with and without knockouts are available.

All boxes have a base knockout.

BS EN 60669-1:1999

DP Switches are not recommended for switching large banks of PCs.

5

1

5

10

K5240ALM

32A DP SWITCH
WITH NEON

K5230ALM

50A DP SWITCH
WITH NEON

Earth terminal fitted in base of box.

DIMENSIONS

K5240 86 x 86 x 65mm

K5230 147 x 86 x 65mm

KNOCKOUTS

K5240 6 x 20mm. Two in one side

and one in each of other three sides,

one in base.

K5230 4 x 20mm, 4 x 25mm

SPARE BOX

K5240 K8901ALM

K5230 K8902ALM

All boxes have a base knockout.

BS EN 60669-1:1999

1

1

K5116ALM

32A THREE POLE AND
N SWITCH WITH NEON AND
EARTH TERMINAL

K2857ALM

10A THREE POLE FAN
ISOLATOR WITH SWITCHLOCK
AND PADLOCK

K2859ALM

10A THREE POLE FAN
ISOLATOR WITHOUT SWITCHLOCK

K4858

SWITCHLOCK
FOR FAN ISOLATOR

K5116

440V max. AC22, 12kW (16HP) &
415V, 3 phase 32A continuous duty.

Making capacity is 2000A peak.

Lockable 'ON' or 'OFF' with MK
padlock no K2000.

K2857

For local isolation of fans with or
without timers for repair or routine.

DIMENSIONS

K5116 147 x 86 x 65mm

K2857 86 x 86 x 47mm

KNOCKOUTS

K5116 4 x 20mm², 4 x 25mm²

K2857 6 x 20mm²

SPARE BOXES

K5116 K8902ALM

K2857 K899ALM, K829ALM

BS EN 60947-3:1999

BS EN 60669-2-4 (K2857)

1

1

1

1

1

10

K181ALM

1 GANG EURO FRONTPLATE
ONE MODULE
APERTURE SIZE 25 X 50MM

K182ALM

1 GANG EURO FRONTPLATE
TWO MODULE
APERTURE SIZE 50 X 50MM

K184ALM

2 GANG EURO FRONTPLATE
FOUR MODULE
APERTURE SIZE 100 X 50MM

MOUNTING BOXES

Mounting Box is not supplied with
frontplate.

Suitable for flush boxes to
BS 4662:2006 and surface boxes to
BS 5733:2010 Refer to appropriate
module for minimum box depth.

FIXING CENTRES

1 gang 60.3mm

2 gang 120.6mm

STANDARDS

BS 5733:2010 where appropriate

NOTE

No grid required, modules just clip
into place.

5

5

1

1

All units are supplied with backboxes (except WHI, D5 products and Blankplates)



Technical Hotline
+44 (0)1268 563720

Metalclad Plus™

WIRING DEVICES
SURFACE

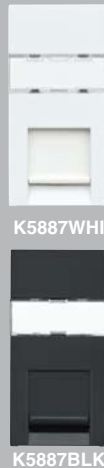
Euro Power Modules

Euro Datacom Modules

RJ11/12

RJ45 CAT 6

RJ45 CAT 5e



K3182WHI 1
1 GANG EURO FRONTPLATE
TWO MODULE APERTURE SIZE 50 X 50MM

K3184WHI 1
2 GANG EURO FRONTPLATE
FOUR MODULE APERTURE SIZE 100 X 50MM

MOUNTING BOXES
Mounting Box is not supplied with frontplate.
Suitable for flush boxes to BS 4662:2006 and surface boxes to BS 5733:2010 Refer to appropriate module for minimum box depth.

FIXING CENTRES
1 gang 60.3mm
2 gang 120.6mm

STANDARDS
BS 5733:2010 where applicable

NOTE
No grid required, modules just clip into place.

K5830WHI 10
K5830BLK 10
UK 1 GANG EURO 2 MODULE
13A 250V SHUTTERED

K5831WHI 10
K5831BLK 10
GERMAN 2P+E
16A 250V SHUTTERED
EURO 2 MODULE (NON UK)

K5832WHI 10
K5832BLK 10
AMERICAN 2P+E
15A 127V SHUTTERED
EURO 2 MODULE (NON UK)

K5830 MOUNTING BOX
35mm
46mm (for extra wiring space)

DIMENSIONS
50 x 50mm
BS 1363-2:1995

K5831 MOUNTING BOX
46mm
DIMENSIONS
50 x 50mm
IEC 60884-1:2006

K5832 MOUNTING BOX:
35mm
46mm (for extra wiring space)

DIMENSIONS
50 x 50mm
SASO 2204:2003

K5833WHI 10
K5833BLK 10
UK 1 GANG EURO 2 MODULE
5A 250V SHUTTERED

K5834WHI 10
K5834BLK 10
FRENCH/BELGIAN 2P+E
16A 250V SHUTTERED
EURO 2 MODULE (NON UK)

K5837WHI 1
K5837BLK 1
USB CHARGING MODULE
EURO 2 MODULE

K5833 MOUNTING BOX
35mm
46mm (for extra wiring space)

DIMENSIONS
50 x 50mm
BS 546:1950

K5834 MOUNTING BOX
46mm
DIMENSIONS
50 x 50mm
NF C61-314

K5837 MOUNTING BOX
35mm
46mm (for extra wiring space)

K5887WHI 5
K5887BLK 5
RJ11/12
ONE MODULE 25 X 50MM

Suitable for both RJ11 and RJ12 jacks

RJ11
4 wire

RJ12
6 wire

MOUNTING BOXES
Minimum box depth 25mm
FCC68
EN 41003

DIMENSIONS
50 x 50mm
Features 2 charging sockets each delivering 1A charging current at 5Vdc (total 2A max). Allows charging of portable devices via USB 2.0 type A plug.
IEC 60950-1
IEC 61000-6-1/3

K5846WHI 5
K5846BLK 5
RJ45 CAT 6
ONE MODULE 25 X 50MM

K5846SWHI 5
K5846SBLK 5
RJ45 CAT 6 SCREENED
ONE MODULE 25 X 50MM

K5864WHI 5
RJ45 CAT 6 ANGLED
ONE MODULE 25 X 50MM

Cat 6 performance.
Suitable for both 568A and 568B wiring schemes.

MOUNTING BOXES
Minimum Box Depth 35mm
ISO/IEC 11801
EN 50173
TIA 568
EN 41003

K5844WHI 5
RJ45 CAT 5e ANGLED
ONE MODULE 25 X 50MM

K5845WHI 5
K5845BLK 5
RJ45 CAT 5e
ONE MODULE 25 X 50MM

Enhanced Cat 5 performance.
Suitable for both 568A and 568B wiring schemes.

MOUNTING BOXES
Minimum box depth 25mm standard
ISO/IEC 11801
EN 50173
TIA 568
EN 41003

Mains operated products and extra low voltage modules must not be installed within the same frontplate. Refer to BS 7671:2008 for details.

For the full range of euro modules see Logic Plus pages 46-48

Metalclad Plus™

mkelectric.co.uk



Euro Datacom Modules

LJU6C Data Frontplates

TELEPHONE

BNC

BLANKS

FRONTPLATES



K5820WHI




K5821WHI



K5821BLK



K5801WHI



K180WHI



K188WHI

K188BLK



K186WHI



K186BLK



K172ALM

K5820WHI
K5820BLK
 TELEPHONE MASTER
 ONE MODULE 25 X 50MM
K5821WHI
K5821BLK
 TELEPHONE SECONDARY
 ONE MODULE 25 X 50MM

MOUNTING BOXES
 Minimum depth 25mm
 BS 6312-2

5 **K5801WHI**
5 BNC 50Ω
 ONE MODULE 25 X 50MM

50 Ohm crimp connector suitable for use with
 RG58, URM43, URM76 and Beldon 9907 type
 co-axial cables.

MOUNTING BOXES
 Minimum box depth 25mm

5 **K180WHI**
 TWO MODULE
 BLANK 50 X 50MM

K188WHI
K188BLK
 ONE MODULE
 BLANK 25 X 50MM

K186WHI
K186BLK
 HALF MODULE
 BLANK 12.5 X 50MM

BS 5733:2010 where applicable

10 **K172ALM**
10 1 GANG TWIN
10 LJU6C FRONTPLATE
10 TWO MODULE
10 APERTURE SIZE
 22 X 37MM

MOUNTING BOXES
 Suitable for flush boxes to
 BS 4662:2006 and surface boxes to
 BS 5733:2010

Refer to appropriate module for minimum box
 depth.
FIXING CENTRES
 1 gang 60.3mm
 BS 5733:2010 where appropriate
NOTE
 No grid required, modules just clip into place

5

For the full range of euro modules see Logic Plus pages 46-48



Technical Hotline
+44 (0)1268 563720

Metalclad Plus™

WIRING DEVICES
SURFACE

LJU6C Datacom Modules

RJ11/12



K5787WHI

RJ45 CAT 6



K5746WHI



K5746BLK



K5746SWHI



K5746SBLK

RJ45 CAT 5e



K5745WHI



K5745BLK

BLANKS



K170WHI



K170BLK

K5787WHI

RJ11/12
ONE MODULE

Suitable for both RJ11 and RJ12 jacks.

RJ11

4 wire

RJ12

6 wire

MOUNTING BOXES

Minimum box depth 25mm

FCC68

EN41003

5

K5746WHI

K5746BLK

RJ45 CAT 6
ONE MODULE

K5746SWHI

K5746SBLK

RJ45 CAT 6
SCREENED
ONE MODULE

Cat 6 performance.

Suitable for both 568A and 568B wiring schemes.

MOUNTING BOXES

Minimum Box Depth 35mm

ISO/IEC 11801

EN 50173

TIA 568

EN 41003

5

K5745WHI

5

K5745BLK

RJ45 CAT 5e
ONE MODULE

5

Enhanced Cat 5 performance.

Suitable for both 568A and 568B wiring schemes.

MOUNTING BOXES

Minimum box depth 25mm

ISO/IEC 11801

EN 50173

TIA 568

EN 41003

5

K170WHI

5

K170BLK

ONE MODULE BLANK

BS 5733:2010 where appropriate

10

10

Metalclad Plus™

Boxes

Blank Plates

Grid Plus
Frontplates

K829ALM



K897ALM



K3390ALM



K3492ALM



K3491WHI




K830ALM



K897WHI



K3390WHI



K3494ALM



K3492WHI



K899ALM



K3369ALM




K3502ALM



K3493WHI



K899WHI



K3369WHI



K3494WHI

K829ALM 5
1 GANG
WITHOUT KNOCKOUTS
K830ALM 5
2 GANG
WITHOUT KNOCKOUTS
K899ALM 10
K899WHI 10
1 GANG
6 X 20MM KNOCKOUTS

All boxes are fitted with a brass earth terminal and a base knockout.

DIMENSIONS

1 gang 86 x 86 x 38mm
2 gang 86 x 147 x 38mm

These boxes are not suitable for mounting Grid Plus modules or modular data/telecom modules.
BS 5733:2010

K897ALM 5
K897WHI 5
2 GANG
8 X 20MM KNOCKOUTS

K3390ALM 5
K3390WHI 5
1 GANG
K3369ALM 5
K3369WHI 5
2 GANG

DIMENSIONS

K3390 86 x 86mm
K3369 86 x 147mm

FIXING CENTRES

K3390 60.3mm
K3369 120.6mm

BS 5733:2010

Blank plates supplied without backboxes.

K3491ALM 10
1 MODULE
K3492ALM 10
2 MODULE
K3493ALM 5
3 MODULE
K3494ALM 5
4 MODULE
K3496ALM 1
6 MODULE
K3498ALM 1
8 MODULE
K3499ALM 1
9 MODULE
K3502ALM 1
12 MODULE
K3508ALM 1
18 MODULE
K3514ALM 1
24 MODULE

DIMENSIONS

1 & 2 module 86 x 86mm
3 & 4 module 86 x 146mm
6 & 8 module 146 x 146mm
9 & 12 module 146 x 206mm
18 module 206 x 206mm
24 module 206 x 266mm

BS 5733:2010

See Grid Plus page 189 for a complete selection of switching modules.

K3491WHI 10
1 MODULE
K3492WHI 10
2 MODULE
K3493WHI 5
3 MODULE
K3494WHI 5
4 MODULE



Technical Hotline
+44 (0)1268 563720

Metalclad Plus™

WIRING DEVICES
SURFACE

Echo™ is an innovative range of entirely wireless, batteryless and self-powered switches, only available from MK Electric.

Echo™ Transmitters

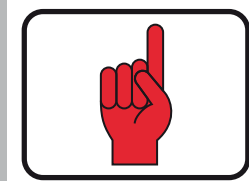
1 AND 2 CHANNEL TRANSMITTERS FOR ECHO™



WIRELESS



BATTERYLESS




SELF-POWERED




K3786ALM



K3786WHI



K3787ALM



K3787WHI

WIRELESS

No wires offers the benefits of almost instant switch installation and total location flexibility, resulting in reduced costs and disruption as well as improved speed and ease of installation – invaluable for areas needing to rearrange space periodically, e.g. commercial offices, or those where the channelling of walls isn't permissible or feasible, such as historic buildings or glass partition walls.

BATTERYLESS

No batteries means low maintenance and low running costs. No need to buy, fit, replace or dispose of batteries, eliminating nuisance and waste for a more sustainable option.

SELF-POWERED

The new Echo™ range works by harvesting tiny amounts of ambient energy which power a switch (Transmitter) to send an RF signal to the Switch Receiver which is connected to the lighting circuit – operating lighting at ranges of up to 30 metres within typical buildings.

For more information on Echo™, please see the Echo™ section page 21.

K3786ALM

1

K3786WHI

1

1 CHANNEL SWITCH TRANSMITTER FOR ECHO™

K3787ALM

1

K3787WHI

1

2 CHANNEL SWITCH TRANSMITTER FOR ECHO™

OPERATING FREQUENCY

868.3 Mhz

IP RATING

IP2 x D

DIMENSIONS

86 x 86mm

BS EN 60669-1

BS EN 60669-2-1

ETSI EN 301 489-1+ -3

ETSI EN 300 220-3